

1.	Name of Listed Entity: <b>METROPOLITAN STOCK EXCHANGE OF INDIA LIMITED</b>		
2.	Scrip Code/Name of Scrip/Class of Security: <b>EQUITY SHARES</b>		
3.	Share Holding Pattern Filed under: <b>Reg.31(1)(b)</b>		
	a. if under 31(1)(b) then indicate the report for quarter ending: <b>September 30, 2019</b>		
	b. if under 31(1)(c) then indicate date of allotment/extinguishment		
4.	Declaration : The Listed entity is required to submit the following declaration to the extent of submission of information:		
	Particulars	YES*	NO*
a	Whether the Listed Entity has issued any partly paid up shares		NO
b	Whether the Listed Entity has issued any Convertible Securities or Warrants?		NO
c	Whether the Listed Entity has any shares against which depository receipts are issued?		NO
d	Whether the Listed Entity has any shares in locked-in?		NO
e	Whether any shares held by promoters are pledge or otherwise encumbered?		NO


\* If the Listed Entity selects the option 'No' for the questions above, the columns for the partly paid up shares, Outstanding Convertible Securities/Warrants, depository receipts, locked-in shares, No of shares pledged or otherwise encumbered by promoters, as applicable, shall not be displayed at the time of dissemination on the Stock Exchange website. Also wherever there is 'No' declared by Listed Entity in above table the values will be considered as 'Zero' by default on submission of the format of holding of specified securities.

5 The tabular format for disclosure of holding of specified securities is as follows:-



Table I - Summary Statement holding of specified securities

Category	Category of Shareholder	No of Shareholders	No of fully paid up equity shares held	No of Partly paid-up equity shares held	No of Shares Underlying Depository Receipts	Total No of Shares Held (VII) = (IV)+(V)+(VI)	Shareholding as a % of total no of shares (As a % of (A+B+C+D))	Number of Voting Rights held in each class of securities			No of Shares Underlying Outstanding convertible securities (Including Warrants)	Shareholding as a % assuming full conversion of convertible Securities (as a percentage of diluted share capital)	Number of Locked in Shares		Number of Shares pledged or otherwise encumbered		Number of equity shares held in dematerialized form	
								Class X	Class Y	Total			Total as a % of (A+B+C+D)	No.	As a % of	No.		As a % of
(I)	(II)	(III)	(IV)	(V)	(VI)	(VII)	(VIII)											
(A)	Promoter & Promoter Group	0	0	0	0	0	0.00	0	0	0	0.00	0	0.00	0	0	0	0	0
(B)	Public	42944	3,77,45,99,657	0	0	3,77,45,99,657	78.47	3,77,45,99,657	0	3,77,45,99,657	78.47	0	78.47	0	0	0	0	3,77,45,99,657
(C)	Non Promoter-Non Public	0	0	0	0	0	0.00	0	0	0	0.00	0	0.00	0	0	0	0	0
(C1)	Shares underlying DRs	0	0	0	0	0	0.00	0	0	0	0.00	0	0.00	0	0	0	0	0
(C2)	Shares held by Employes Trusts	1	56,72,734	0	0	56,72,734	0.12	56,72,734	0	56,72,734	0.12	0	0.12	0	0	0	0	0
(D)	Trading Members and Associates of Trading Members	88	1,02,99,44,642	0	0	1,02,99,44,642	21.41	1,02,99,44,642	0	1,02,99,44,642	21.41	0	21.41	0	0	0	0	56,72,734
	Total:	43033	4,81,02,17,033	0	0	4,81,02,17,033	100.00	4,81,02,17,033	-	4,81,02,17,033	100.00	0	100.00	0	0	0	0	1,02,99,44,642



**Table II - Statement showing shareholding pattern of the Promoter and Promoter Group**

Category	Category & Name of the Shareholder	No of Shareholders	No of fully paid up equity shares held	No of Partly paid-up equity shares held	No of Shares Underlying Depository Receipts	Total No of Shares Held (IV+V+VI)	Shareholding as a % of total no of shares (calculated as per SCRR, 1957 (VIII) As a % of (A+B+C2)	Number of Voting Rights held in each class of securities		No of Shares Underlying Outstanding convertible securities (Including Warrants)	Shareholding as a % assuming full conversion of convertible Securities (as a percentage of diluted share capital) (VII)+(X) As a % of	Number of equity shares held in dematerialized form
								No of Voting Rights	Total as a % of (A+B+C)			
	(I)	(III)	(iv)	(V)	(VI)	(VII)	(VIII)	(IX)		(X)	(XI)	(XIV)
(1)	Indian											
(a)	Individuals/Hindu undivided Family	0	0	0	0	0	0.00	0	0	0.00	0	0.00
(b)	Central Government/State Government(s)	0	0	0	0	0	0.00	0	0	0.00	0	0.00
(c)	Financial Institutions/Banks	0	0	0	0	0	0.00	0	0	0.00	0	0.00
(d)	Any Other	0	0	0	0	0	0.00	0	0	0.00	0	0.00
	<b>Sub-Total (A)(1)</b>	<b>0</b>	<b>0</b>	<b>0</b>	<b>0</b>	<b>0</b>	<b>0.00</b>	<b>0</b>	<b>0</b>	<b>0.00</b>	<b>0</b>	<b>0.00</b>
(2)	Foreign											
(a)	Individuals (Non-Resident Individuals/Foreign Individuals)	0	0	0	0	0	0.00	0	0	0.00	0	0.00
(b)	Government	0	0	0	0	0	0.00	0	0	0.00	0	0.00
(c)	Institutions	0	0	0	0	0	0.00	0	0	0.00	0	0.00
(d)	Foreign Portfolio Investor	0	0	0	0	0	0.00	0	0	0.00	0	0.00
(e)	Any Other	0	0	0	0	0	0.00	0	0	0.00	0	0.00
	<b>Sub-Total (A)(2)</b>	<b>0</b>	<b>0</b>	<b>0</b>	<b>0</b>	<b>0</b>	<b>0.00</b>	<b>0</b>	<b>0</b>	<b>0.00</b>	<b>0</b>	<b>0.00</b>
	<b>Total Shareholding of Promoter and Promoter Group (A)=(A)(1)+(A)(2)</b>	<b>0</b>	<b>0</b>	<b>0</b>	<b>0</b>	<b>0</b>	<b>0.00</b>	<b>0</b>	<b>0</b>	<b>0.00</b>	<b>0</b>	<b>0.00</b>




Table III - Statement showing shareholding pattern of the Public shareholder

Category	Category & Name of the Shareholder	PAN	No of Shareholders	No of fully paid up equity shares held	No of Partly paid-up equity shares held	No of Shares Underlying Depository Receipts	Total No of Shares Held (IV+V+VI)	Shareholding as a % of total no of shares (A+B+C2)	Number of Voting Rights held in each class of securities		No of Shares Underlying Outstanding convertible securities (Including Warrants)	Shareholding as a % assuming full conversion of convertible Securities (as a percentage of diluted share capital)	Number of equity shares held in dematerialized form	
									Class X	Total				
									No of Voting Rights					
										Total as a % of (A+B+C)				
(1)	(i)		(iii)	(iv)	(v)	(vi)	(vii)	(viii)	(ix)		(x)	(xi)	(xiv)	
(a)	Mutual Funds													
(b)	Venture Capital Funds													
(c)	Alternate Investment Funds													
(d)	Foreign Venture Capital Investors													
(e)	Foreign Portfolio Investors													
(f)	Financial Institutions/Banks													
	IFCI Limited		4	10,18,85,141	-	-	10,18,85,141	2.12	10,18,85,141	10,18,85,141	2.12	-	-	
			1	7,18,75,000	-	-	7,18,75,000	1.49	7,18,75,000	7,18,75,000	1.49	-	7,18,75,000	
(g)	Insurance Companies													
(n)	Provident Funds/Pension Funds													
(i)	Any Other													
	<b>Sub Total (B)(1)</b>		4	10,18,85,141	-	-	10,18,85,141	2.12	10,18,85,141	10,18,85,141	2.12	-	10,18,85,141	
(2)	Central Government/State Government(s)/President of India													
	<b>Sub Total (B)(2)</b>											2.12	10,18,85,141	
(3)	Non-Institutions													
(a)	i. Individual shareholders holding nominal share capital up to Rs.2 lakhs													
	ii. Individual shareholders holding nominal share capital in excess of Rs. 2 Lakhs		39,742	1,16,52,86,612	-	-	1,16,52,86,612	24.42	1,16,52,86,612	1,16,52,86,612	24.23	-	1,16,52,86,612	
	Radhakishan S Damani		1,516	1,20,52,64,526	-	-	1,20,52,64,526	34.48	1,20,52,64,526	1,20,52,64,526	34.48	24.23	1,16,52,86,612	
	Dhanesh S Shah		1	11,93,63,496	-	-	11,93,63,496	2.48	11,93,63,496	11,93,63,496	2.48	-	11,93,63,496	
	Rajeev Gupta		1	8,00,00,000	-	-	8,00,00,000	1.66	8,00,00,000	8,00,00,000	1.66	2.50	11,93,63,496	
			1	2,91,08,353	-	-	2,91,08,353	0.61	2,91,08,353	2,91,08,353	0.61	1.66	8,00,00,000	
(b)	NBFCs Registered with RBI													
(c)	Employee Trusts													
	Overseas Depositories (Holding DRs)(Balancing figure)											0.61	2,91,08,353	
(d)	Any Other													
(e)	CORPORATES													
(i)	MULTI COMMODITY EXCHANGE OF INDIA LTD		159	49,40,87,294	-	-	49,40,87,294	10.27	49,40,87,294	49,40,87,294	10.27	-	-	
	BENNETT, COLEMAN AND COMPANY LIMITED		1	33,17,77,008	-	-	33,17,77,008	6.90	33,17,77,008	33,17,77,008	6.90	10.27	49,40,87,294	
(ii)	LLP													
	Aadi Financial Advisors LLP		20	11,45,77,765	-	-	11,45,77,765	1.05	11,45,77,765	11,45,77,765	1.05	6.90	33,17,77,008	
(iii)	HUF													
	Nemish S Shah		1,302	21,98,01,653	-	-	21,98,01,653	2.02	21,98,01,653	21,98,01,653	2.02	2.38	11,45,77,765	
(iv)	NON RESIDENT INDIANS													
	Kumar Chimanlal Mehta		86	18,15,18,077	-	-	18,15,18,077	3.77	18,15,18,077	18,15,18,077	3.77	2.02	21,98,01,653	
	Harshil Kantilal Kothari		1	8,87,54,112	-	-	8,87,54,112	1.85	8,87,54,112	8,87,54,112	1.85	3.77	18,15,18,077	
(v)	NRI - Non repatriation													
	Siddharth Balachandran		115	29,21,78,589	-	-	29,21,78,589	6.07	29,21,78,589	29,21,78,589	6.07	1.44	6,91,69,408	
	<b>Sub Total (B)(3)</b>		1	23,84,09,950	-	-	23,84,09,950	4.96	23,84,09,950	23,84,09,950	4.96	6.07	29,21,78,589	
	<b>Total Public Shareholding (B) = (B)(1)+(B)(2)+(B)(3)</b>		42,940	3,67,27,14,516	-	-	3,67,27,14,516	76.35	3,67,27,14,516	3,67,27,14,516	76.35	76.35	3,67,27,14,516	
			42,944	3,77,45,99,657	-	-	3,77,45,99,657	78.47	3,77,45,99,657	3,77,45,99,657	78.47	78.47	3,77,45,99,657	

NOTE: 27.59 Percent of equity shares of Rs. 1/- each are available in the non-public category. 39.16 percent of shares are available for acquisition by persons resident outside India. However the above is subject to FDI Policy, RBI and SEBI Regulation currently in force




Table IV - Statement showing shareholding pattern of the Non Promoter - Non Public Shareholder

Category	Category & Name of the Shareholder	No of Shareholders	No of fully paid up equity shares held	No of Partly paid-up equity shares held	No of Shares Underlying Depository Receipts	Total No of Shares Held (IV+V+VI)	Shareholding as a % of total no of shares (A+B+C2)	Number of Voting Rights held in each class of securities		No of Shares Underlying Outstanding convertible securities (including Warrants)	Shareholding as a % assuming full conversion of convertible Securities (as a percentage of diluted share capital)	Number of equity shares held in dematerialized form	
								No of Voting Rights	Total as a % of (A+B+C)				
C	(I)	(III)	(IV)	(V)	(VI)	(VII)	(VIII)	Class X	Total	(IX)	(X)	(XI)	(XIV)
(i)	Custodian/DR Holder	0	0	0	0	0	0.00	0	0	0.00	0	0.00	0
(ii)	Employee Benefit Trust (under SEBI(Share based Employee Benefit Regulations 2014)	1	56,72,734	0	0	56,72,734	0.12	56,72,734	56,72,734	0.12	0	0.12	56,72,734
	<b>Total Non-Promoter-Non Public Shareholding (C) = (C)(i)+(C)(ii)</b>	<b>1</b>	<b>56,72,734</b>	<b>0</b>	<b>0</b>	<b>56,72,734</b>	<b>0.12</b>	<b>56,72,734</b>	<b>56,72,734</b>	<b>0.12</b>	<b>0</b>	<b>0.12</b>	<b>56,72,734</b>





Table IV - Statement showing shareholding pattern of the Non Promoter - Non Public Shareholder

Category	Category & Name of the Shareholder	PAN	No of Shareholders	No of fully paid up equity shares held	No of Partly paid-up equity shares held	No of Shares Underlying Depository Receipts	Total No of Shares Held (IV+V+VI)	Shareholding as a % of total no of shares (A+B+C2)	Number of Voting Rights held in each class of securities		No of Shares Underlying Outstanding convertible securities (including Warrants)	Shareholding as a % assuming full conversion of convertible Securities (as a percentage of diluted share capital)	Number of equity shares held in dematerialized form
									No of Voting Rights	Total as a % of (A+B+C)			
D	(I)		(III)	(IV)	(V)	(VI)	(VII)	(VIII)	Class X	Total	(X)	(XI)	(XIV)
	Trading Member and Associate of Trading Member									(IX)			
1	Trading Member Individuals		1	3,50,000			3,50,000	0.01	3,50,000	3,50,000	0.01		
2	Trading Member Corporate		11	44,04,400			44,04,400	0.09	44,04,400	44,04,400	0.09		
3	Trading Member Banks		15	61,69,07,564			61,69,07,564	12.82	61,69,07,564	61,69,07,564	12.82	0.01	3,50,000
	UNION BANK OF INDIA		1	108750000			10,87,50,000	2.26	10,87,50,000	10,87,50,000	2.26	0.09	44,04,400
	STATE BANK OF INDIA		1	97400000			9,74,00,000	2.02	9,74,00,000	9,74,00,000	2.02	0.09	44,04,400
	BANK OF BARODA		1	93757564			9,37,57,564	1.95	9,37,57,564	9,37,57,564	1.95	0.09	44,04,400
	BANK OF INDIA		1	50000000			5,00,00,000	1.04	5,00,00,000	5,00,00,000	1.04	0.09	44,04,400
	PUNJAB NATIONAL BANK		1	50000000			5,00,00,000	1.04	5,00,00,000	5,00,00,000	1.04	0.09	44,04,400
	ALLAHABAD BANK		1	50000000			5,00,00,000	1.04	5,00,00,000	5,00,00,000	1.04	0.09	44,04,400
4	Associate of Trading Member - Individual		56	9,29,87,121			9,29,87,121	1.93	9,29,87,121	9,29,87,121	1.93	0.09	44,04,400
	Viral Amal Parikh		1	70500000			7,05,00,000	1.47	7,05,00,000	7,05,00,000	1.47	0.09	44,04,400
5	Associate of Trading Member - LLP		1	4,00,00,000			4,00,00,000	0.83	4,00,00,000	4,00,00,000	0.83	0.09	44,04,400
6	Associate of Trading Member - Corporate		4	27,52,95,557			27,52,95,557	5.72	27,52,95,557	27,52,95,557	5.72	0.09	44,04,400
	TRUST INVESTMENT ADVISORS PRIVATE LIMITED		1	11,91,15,930			11,91,15,930	2.48	11,91,15,930	11,91,15,930	2.48	0.09	44,04,400
	IL AND FS FINANCIAL SERVICES LIMITED		1	11,91,09,627			11,91,09,627	2.48	11,91,09,627	11,91,09,627	2.48	0.09	44,04,400
	<b>Total Trading Member &amp; Associate of Trading Member Shareholding (D) = (D)(1)+(D)(2)+(D)(3)+(D)(4)+(D)(5)+(D)(6)</b>		<b>88</b>	<b>1,02,99,44,642</b>			<b>1,02,99,44,642</b>	<b>21.41</b>	<b>1,02,99,44,642</b>	<b>1,02,99,44,642</b>	<b>21.41</b>	<b>0.09</b>	<b>44,04,400</b>



**Details of the shareholders acting as persons in Concert including their Shareholding:**

Name of Shareholder	Name of PAC	No of shares	Holding%
	Nil		
<b>Total:</b>		0	0



Details of Shares which remain unclaimed may be given hear along with details such as number of shareholders,  
outstanding shares held in demat/unclaimed suspense account

NIL

